










**玄云动力**  
SWIWIN TURBINE

# SWIWIN SW220B





## Technical specifications



## SWIWIN SW220B List of engine accessories

Serial number	Name	Picture specification	Quantity
1	Engine		one
2	ECU (V3)		one
3	GSU		one
4	Fixture		one
5	Brushless fuel pump		one
6	Power cable		one
7	Signal cable		one



8	Throttle cable		one
9	Switch valve		one
10	Filter		one
11	Tubing	 $\Phi 4 \times \Phi 2.5\text{mm}$ $\Phi 6 \times \Phi 4\text{mm}$	1.5m



## Technical parameter

Model	SW220B
Thrust	22kg
Diameter	115.5mm
Length	278.5mm
Engine weight	1740g
ECU weight	42g
Total weight (including accessories)	2160g
Usage temperature	-40℃~50℃
Supply voltage	3S Lipo battery
Starting system	One-button electronic start
Rpm Range	38000-115000
Exhaust Temperature	750℃
Fuel Consumption	620g/min
Fuel	kerosene
Lube oil	3%~5%
Maintenance Interval	25H

## Engine start parameters

Pump Voltage	0.5-1V
RPM Start Up Ramp	100%
Pump Start Up Ramp	3
Glow Plug	5-7V
Valve	40
Ignition RPM	3000
Preheat RPM	5000
RPM Off Starter	20000

## Engine operating parameters

RPM ACC	25
RPM DEC	25
Max RPM	115000
Idle RPM	38000
Minimum speed	28000
Max Temp	1000
Low Volt	10V
Restart	close
Restart Glow Plug	Consistent with the voltage of the burner
Pump Limit	13V

## Engine cooling parameters

Cool	5000rpm
------	---------

## Starting motor parameters

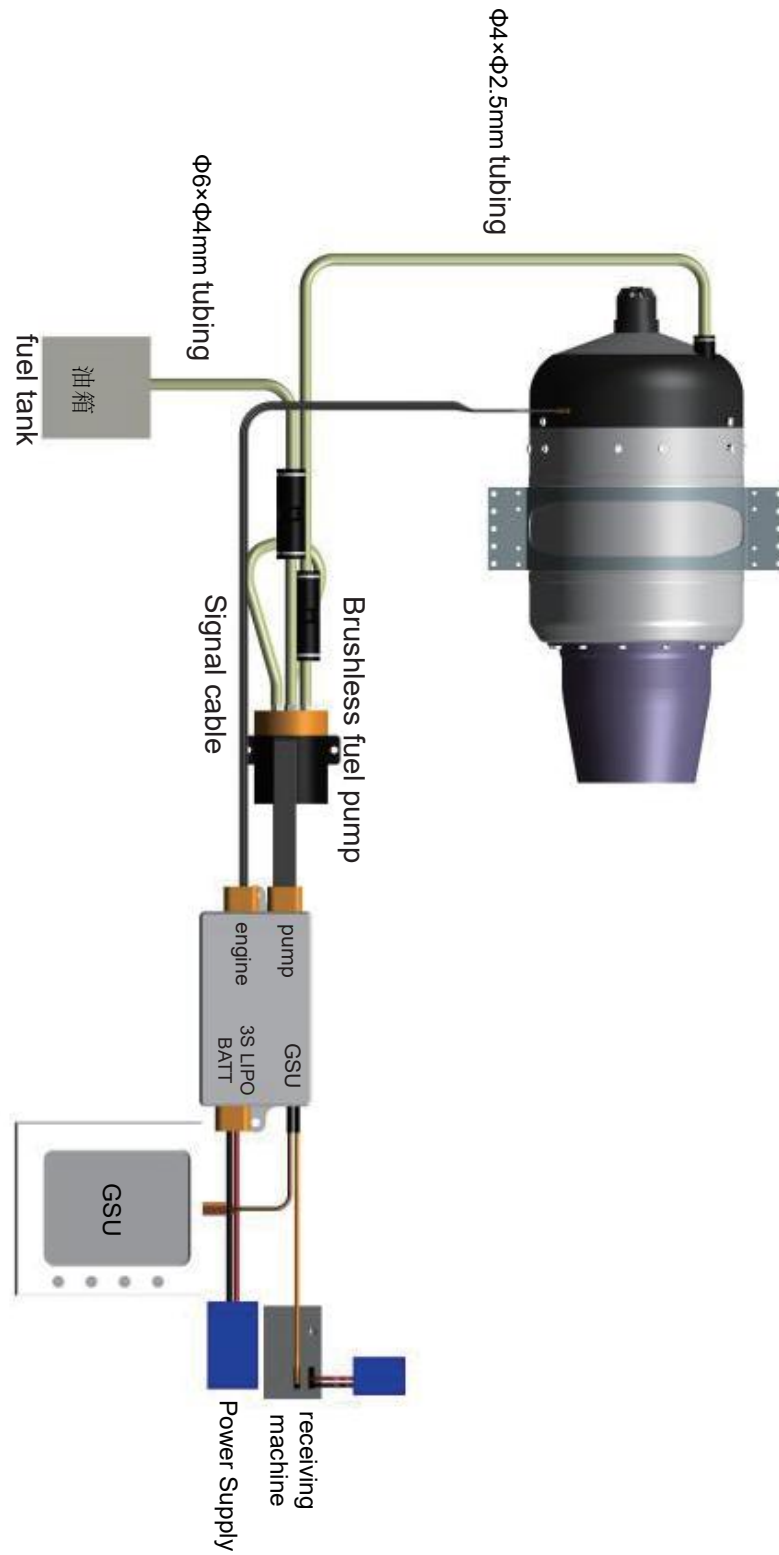
Pop-up time	0.5S
Ejection voltage	4V
Run Voltage	4V

Note: All data are measured at standard air pressure.

When the ambient temperature is too high or the oxygen content in the air is low, too fast acceleration and deceleration will easily lead to flameout failure.

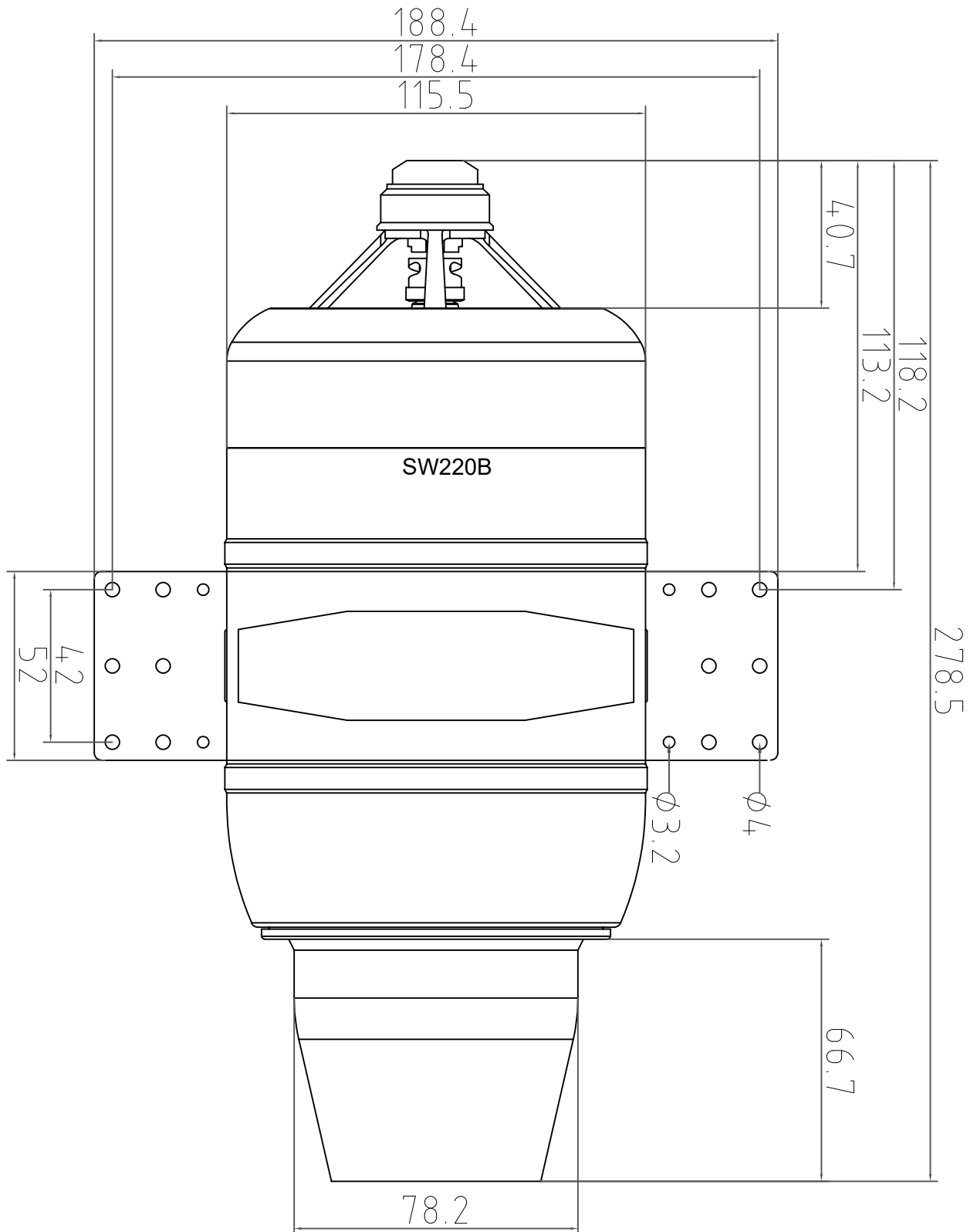


## System connection diagram





## Product dimension diagram





## Disclaimer

This product is limited to use in entertainment and civil fields such as aerial model toy flying, competitions, performances, firefighting, road drying and cleaning.

Please strictly follow the provisions of the Export Control Law of People's Republic of China (PRC). It is strictly forbidden to modify the product for illegal use. It is strictly prohibited to resell the product to the export restriction country under the law in china.

Otherwise, all consequences will be at your own risk.